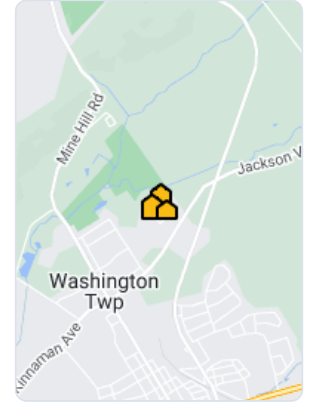


Market Trends

Property Type: SF + Condo/TH/Apt

May 2024

Market Type



Key Details

Months of Inventory	List to Sold Price %	Median Days in RPR	Median Sold Price
1.87 ↑ 3.31% MoM	103.6% ↑ 0.28% MoM	21 ↓ 8.7% MoM	\$408,000 ↑ 0.74% MoM

Realtors Property Resource®, LLC

Source: Listings

Median Estimated Property Value

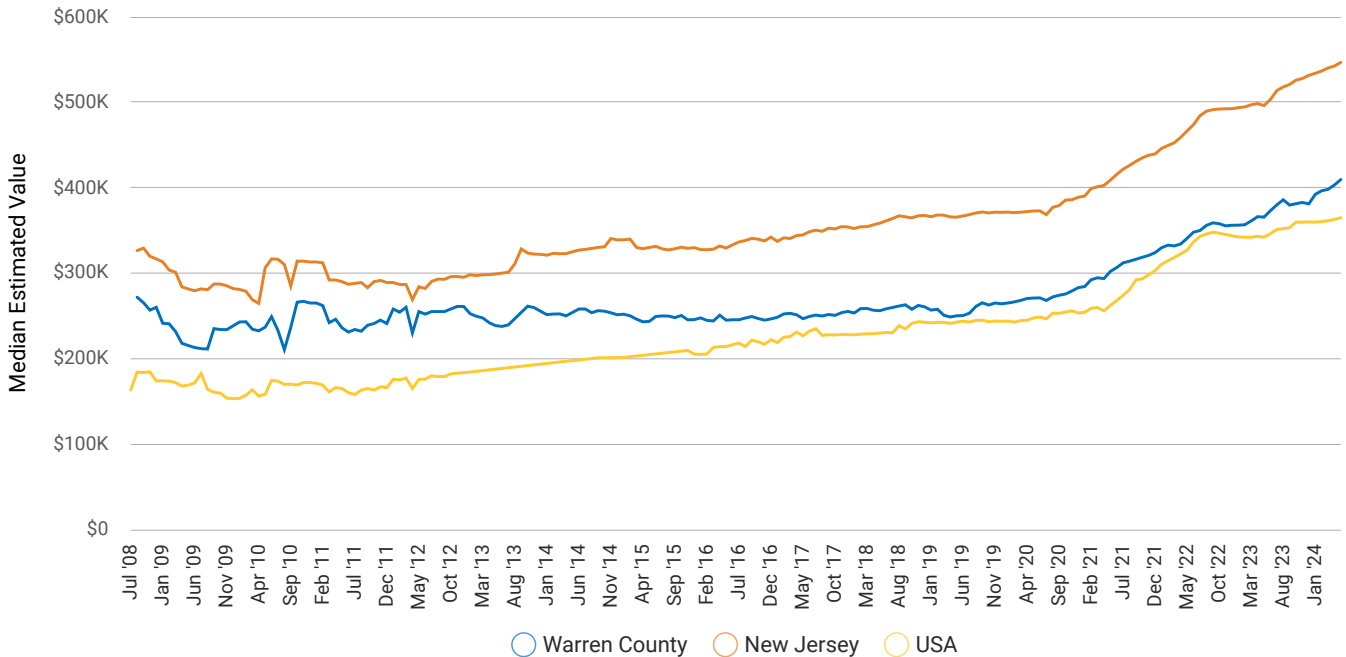
May 2024

Property Type: SF + Condo/TH/Apt

Median Estimated Value
\$409,540

Last Month Change
+1.6%

12 Month Change
+12%



Realtors Property Resource®, LLC

Source: Public Records and Listings

New Listings

May 2024

Property Type: SF + Condo/TH/Apt

Median List Price

\$375,000

↓ 11.8% MoM

of Properties

139

↑ 8.6% MoM

Median \$/Sqft

\$229

↑ 0.4% MoM

Total \$ Volume

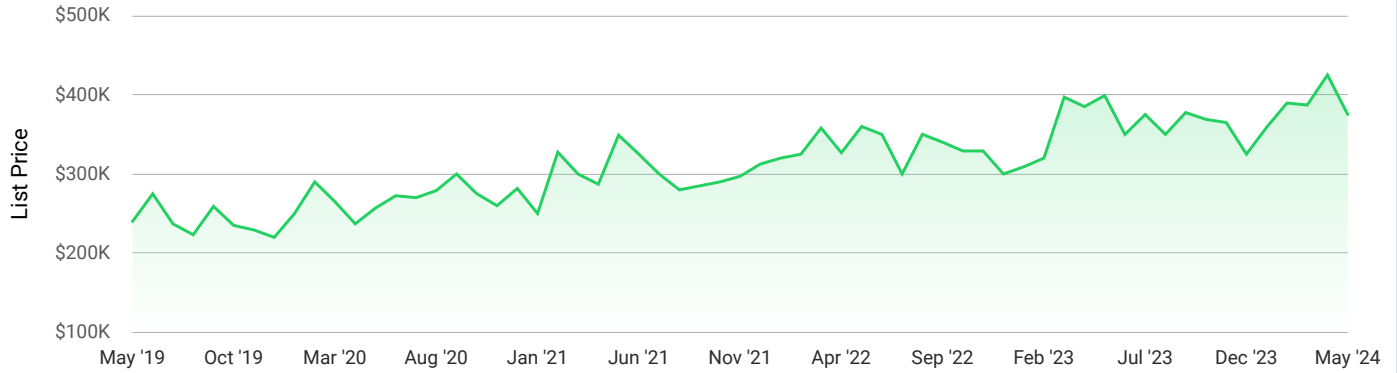
\$60,928,835

↑ 10.6% MoM

Median Living Area Sqft

1,642

↓ 9.5% MoM



Realtors Property Resource®, LLC

Source: Listings

Active Listings

May 2024

Property Type: SF + Condo/TH/Apt

Median List Price

\$392,000

↓ 1.3% MoM

of Properties

176

↑ 3.5% MoM

Median Days in RPR

24

Median \$/Sqft

\$223

↓ 1.3% MoM

Total \$ Volume

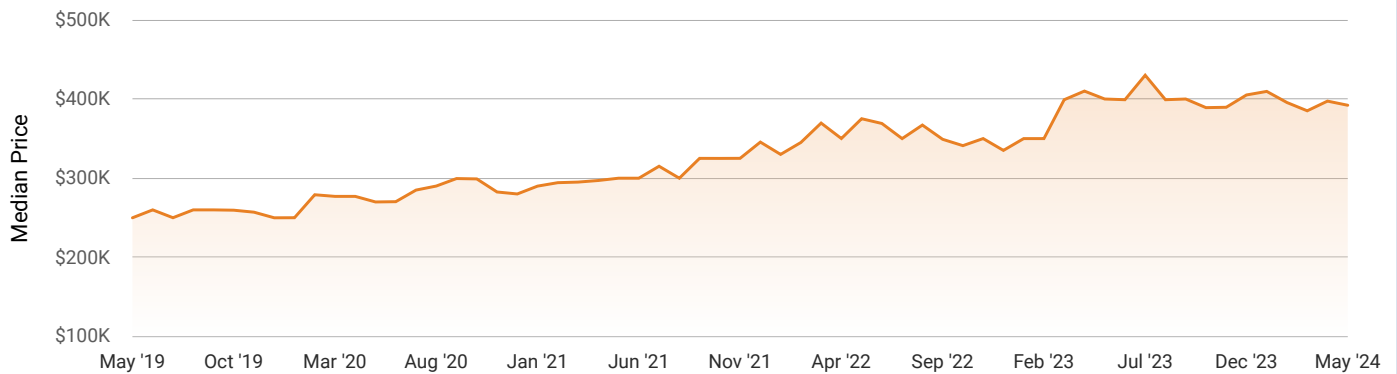
\$85,625,945

↑ 6.4% MoM

Median Living Area Sqft

1,711

↓ 0.3% MoM



Realtors Property Resource®, LLC

Source: Listings

New Pending Listings

May 2024

Property Type: SF + Condo/TH/Apt



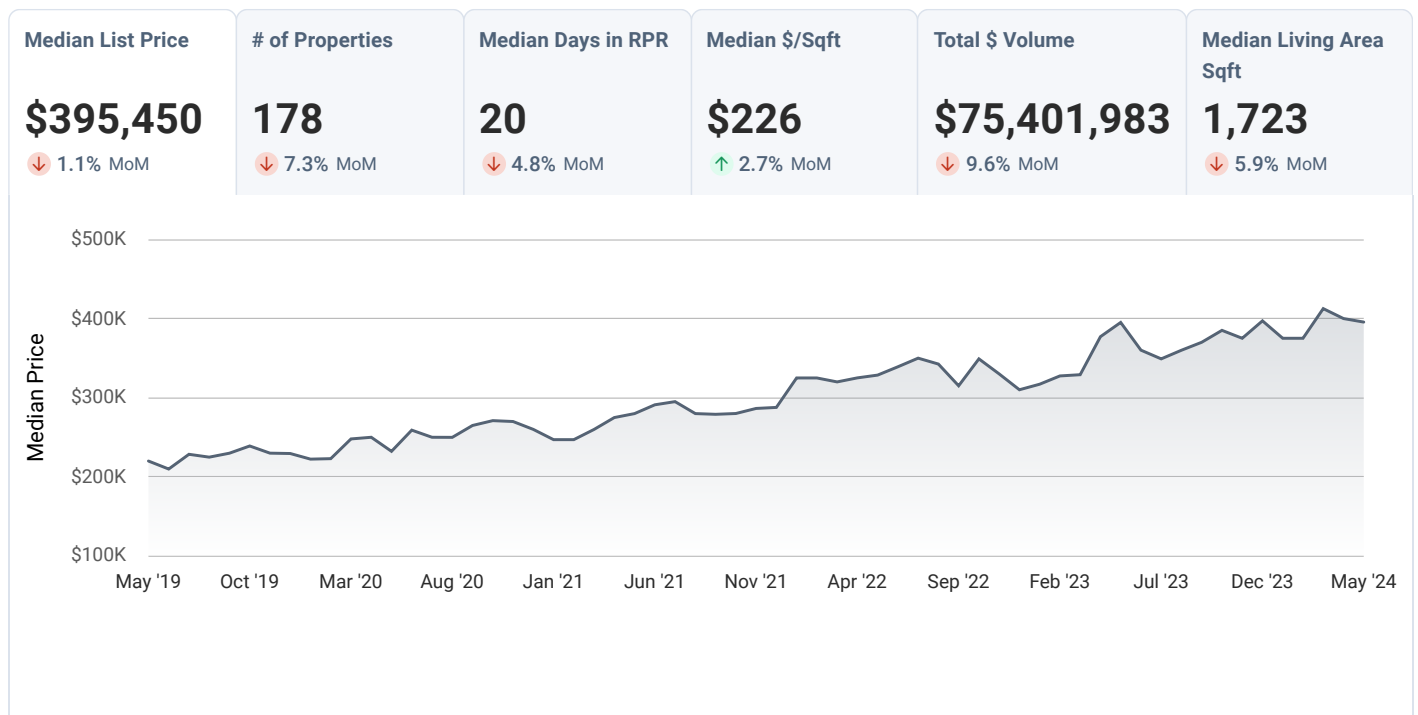
Realtors Property Resource®, LLC

Source: Listings

Pending Listings

May 2024

Property Type: SF + Condo/TH/Apt



Realtors Property Resource®, LLC

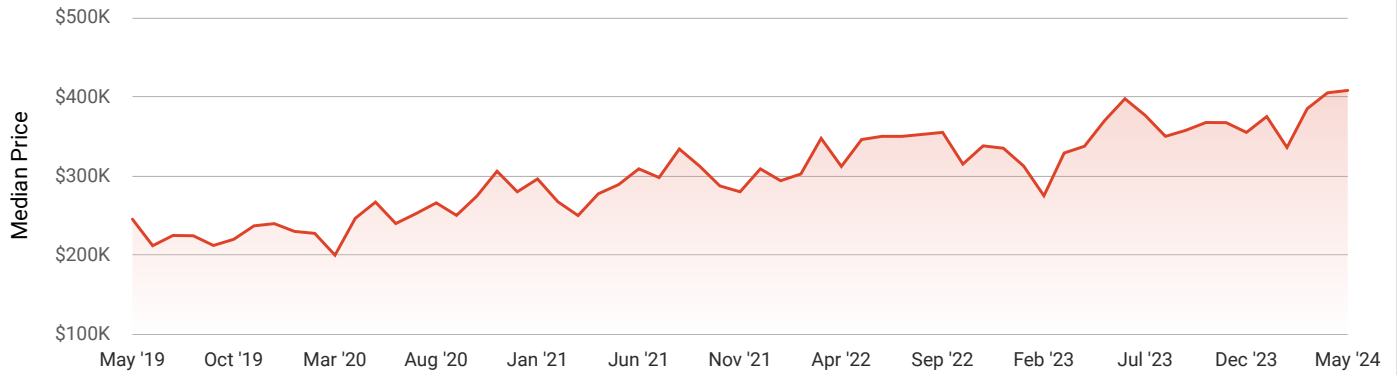
Source: Listings

Sold Listings

May 2024

Property Type: SF + Condo/TH/Apt

Median Sold Price	# of Properties	Avg. List to Sale Price %	Median Days in RPR	Median \$/Sqft	Total \$ Volume
\$408,000 ↑ 0.7% MoM	108 ↑ 17.4% MoM	103.63% ↑ 0.3% MoM	21 ↓ 8.7% MoM	\$234 ↑ 3.5% MoM	\$46,980,644 ↑ 19.4% MoM



Realtors Property Resource®, LLC

Source: Listings

Months Supply of Inventory

May 2024

Property Type: SF + Condo/TH/Apt

Months Supply of Inventory
1.87

Last Month Change
+3.3%

12 Month Change
+1.6%



Realtors Property Resource®, LLC

Source: Listings

Sold Public Records

May 2024

Property Type: SF + Condo/TH/Apt

Median Sold Price

\$474,125

↑ 23.1% MoM

of Properties

19

↓ 77.6% MoM

Median \$/Sqft

\$216

↑ 0.5% MoM

Median Living Area Sqft

2,256

↑ 38.2% MoM

Total \$ Volume

\$9,085,126

↓ 73.1% MoM

